

FIRST FLOOR PLAN  
2360 GSF

EXCLUSIVE USE AREA(S)  
177 NSF +/- - UNIT 14 GARAGE AREA

147 NSF - UNIT FLOOR AREA - FIRST FLOOR  
754 NSF - UNIT FLOOR AREA - SECOND FLOOR  
1067 NSF - UNIT FLOOR AREA - THIRD FLOOR  
1968 NSF - TOTAL UNIT FLOOR AREA

2400 TOTAL GROSS SQUARE FEET


UP-2.1

THE  
PLUM DURHAM  
CONDOMINIUMS  
12-16 DURHAM STREET  
SOMERVILLE, MA

UNIT FLOOR PLAN: UNIT 14  
FIRST FLOOR PLAN  
1968 UNIT TOTAL SF (NET)

PREPARED BY:  
SFG STUDIOS  
80 CENTRAL STREET  
SOMERVILLE, MA 02143  
617.625.4840

I HEREBY CERTIFY THAT THIS PLAN HAS BEEN PREPARED IN CONFORMITY WITH THE RULES AND REGULATIONS OF THE REGISTRY OF DEEDS OF THE COMMONWEALTH OF MASSACHUSETTS.  
I HEREBY CERTIFY THAT THIS UNIT DESIGNATION OF THE UNIT BEING CONVEYED AND OF IMMEDIATELY ADJOINING UNITS, AND THAT THEY FULLY AND ACCURATELY DEPICT THE LAYOUT OF THE UNIT, ITS LOCATION, DIMENSIONS, APPROXIMATE AREA MAIN ENTRANCE AND IMMEDIATE COMMON AREA TO WHICH IT HAS ACCESS, AS BUILT.

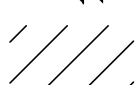


CALLLED NORTH

DRAWN BY: SFG  
DATE: 03.13.06

LEGEND

MAIN ENTRANCE



COMMON AREA

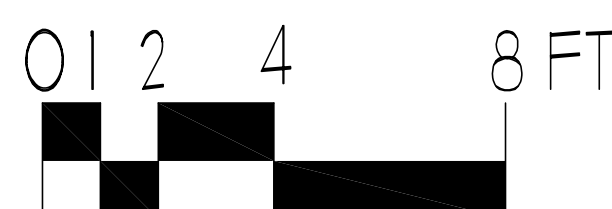


COMMON AREA WITH EXCLUSIVE USE TO UNIT NOTED



NOTES

1. NET AREA IS CALCULATED FROM CENTERLINE OF DEMISING WALLS TO INTERIOR FACE OF EXTERIOR STUD.
2. ALL EXTERIOR PATIOS, BALCONIES, AND DECKS ARE COMMON AREAS SUBJECT TO EXCLUSIVE RIGHTS OF USE AND ARE NOT CALCULATED IN UNIT FLOOR AREA.



ARCHITECT

DATE