

FIRST FLOOR PLAN  
2360 GSF

EXCLUSIVE USE AREA(S)  
31 NSF - UNIT 16 FRONT PORCH

869 NSF - UNIT FLOOR AREA - FIRST FLOOR  
629 NSF - UNIT FLOOR AREA - SECOND FLOOR  
569 NSF - UNIT FLOOR AREA - THIRD FLOOR  
2067 NSF - TOTAL UNIT FLOOR AREA

2420 TOTAL GROSS SQUARE FEET


UP-3.1

THE  
PLUM DURHAM  
CONDOMINIUMS  
12-16 DURHAM STREET  
SOMVERVILLE, MA

UNIT FLOOR PLAN: UNIT 16  
FIRST FLOOR PLAN  
2067 UNIT TOTAL SF (NET)

PREPARED BY:  
SFG STUDIOS  
80 CENTRAL STREET  
SOMERVILLE, MA 02143  
617.625.4840




I HEREBY CERTIFY THAT THIS PLAN HAS BEEN PREPARED IN CONFORMITY WITH THE RULES AND REGULATIONS OF THE REGISTRY OF DEEDS OF THE COMMONWEALTH OF MASSACHUSETTS.  
I HEREBY CERTIFY THAT THIS UNIT DESIGNATION OF THE UNIT BEING CONVEYED AND OF IMMEDIATELY ADJOINING UNITS, AND THAT THEY FULLY AND ACCURATELY DEPICT THE LAYOUT OF THE UNIT, ITS LOCATION, DIMENSIONS, APPROXIMATE AREA MAIN ENTRANCE AND IMMEDIATE COMMON AREA TO WHICH IT HAS ACCESS, AS BUILT.



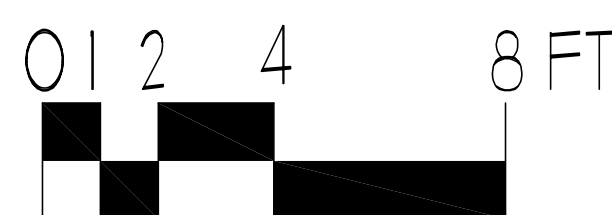
CALLLED NORTH

DRAWN BY: SFG  
DATE: 03.13.06

LEGEND

-  MAIN ENTRANCE
-  COMMON AREA
-  COMMON AREA WITH EXCLUSIVE USE TO UNIT NOTED

- NOTES
1. NET AREA IS CALCULATED FROM CENTERLINE OF DEMISING WALLS TO INTERIOR FACE OF EXTERIOR STUD.
  2. ALL EXTERIOR PATIOS, BALCONIES, AND DECKS ARE COMMON AREAS SUBJECT TO EXCLUSIVE RIGHTS OF USE AND ARE NOT CALCULATED IN UNIT FLOOR AREA.



ARCHITECT

DATE